



EQUIPMENT RENTALS CONTRACTORS SUPPLY

www.nsrentals.com - (301)428-3200 - (800)949-9000

customer@nsrentals.com
301-428-3200
800-949-9000




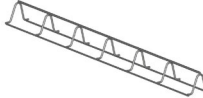

Customer: _____
Address: _____
City, State, Zip: _____
Phone: _____
Email: _____

Product Catalog

Concrete/Masonry/Asphalt Products



Rebar: Rebar (short for reinforcing bar), collectively known as reinforcing steel and reinforcement steel, is a steel bar or mesh of steel wires used as a tension device in reinforced concrete and reinforced masonry structures to strengthen and hold the concrete in tension. Rebar's surface is often patterned to form a better bond with the concrete.

Image	Item Number	Description	Size	Spec	Price
Photo above	4REBAR/G40	Rebar #4 Grade 40-Ton	½"X20'		
Photo above	5REBAR/G40	Rebar #5 Grade 40- Ton	5/8"X20'		
Photo above	3REBAR	Rebar #3 Grade 60	3/8"X20'		
Photo above	4REBAR	Rebar #4 Grade 60	½"X20'		
Photo above	5REBAR	Rebar #5 Grade 60	5/8"X20'		
Photo above	6REBAR	Rebar #6 Grade 60	¾"X20'		
Photo above	7REBAR	Rebar #7 Grade 60	7/8"X20'		
Photo above	8REBAR	Rebar #8 Grade 60	1"X20'		
Photo above	9REBAR	Rebar #9 Grade 60	1 1/8"X20'		
	JHR18	J Hook	18"		
Photo above	JHR24	J Hook	24"		
	3665668	Rebar Cap		OSHA	
	NRCB18	Rebar bender/cutter w/board			
	SBU2	Slab Bolster Upper	2"x5'		
Photo above	SBU3	Slab Bolster Upper	3"x5'		
Photo above	SBU4	Slab Bolster Upper	4"x10'		
	STKR24	Forming Stakes	¾"x24"		



Reinforced Wire/Wire Mesh: Welded wire mesh, or welded wire fabric, or "weldmesh" is an electric fusion welded prefabricated joined grid consisting of a series of parallel longitudinal wires with accurate spacing welded to cross wires at the required spacing. Machines are used to produce the mesh with precise dimensional control.

Image	Item Number	Description	Size	Spec	Price
Photo above	5021	Wire mesh roll-10g 6x6 opening	5'x10'		
Photo above	5030	Wire mesh sheet-10g 6x6 opening	5'x150'		
Photo above	50302.920.8	Wire mesh sheet-2.9g 6x6 opening	20'x8'		
Photo above	50302.910.5	Wire mesh sheet-2.9g 6x6 opening	10'x5'		



Rebar Tie Wire: Rebar tie wire is a fully annealed wire for use in the construction industry, and is uniformly coiled and packaged to fit standard tie wire reels. Tree Island Steel's annealing process produces a soft wire, giving it the flexibility that is necessary for quick tying.



Image	Item Number	Description	Size	Spec	Price
Photo above	TW16340	Wire tie 16ga. 3.5lb roll	340'		





Bagged Loop Ties: These Black Steel Wire Double Loop Twist Ties are great for securing mesh bags, burlap sacks, potato bags, onion bags and other heavy duty bags, tubing and garbage bags. Also commonly used for tying, fencing, bundling & more in landscaping and construction.


Image	Item Number	Description	Size	Spec	Price
Photo above	BT166X1	Bag Ties 1K/roll	6"		
Photo above	BT166X5	Bag Ties 5K/roll	6"		
Photo above	BT168X5	Bag Ties 5K/roll	8"		




Masonry Nails: Are for attaching wood to cinder block, mortar joints, brick walls, and fresh concrete. They are tempered hardened steel. They have excellent holding power. They have a blunt point and tapered shank reduce splitting.

Image	Item Number	Description	Size	Spec	Price
	12CUTMAS	12D Hard Cut Masonry	50 lb.		
	16DUP	16D Bright Duplex	50 lb.		

Anchor Bolts: An anchor bolt is a fastener used to attach objects or structures to concrete. There are many types of anchor bolts, consisting of designs that are mostly proprietary to the manufacturing companies. All consist of a threaded end, to which a nut and washer can be attached for the external load.

Image	Item Number	Description	Size	Spec	Price
	1210GAB50	Bolt Galv. L Anchor	1/2x10" 50 Box		
Photo above	1212GAB50	Bolt Galv. L Anchor	1/2x12" 50 Box		
	DTAS10	Dove Tail Anchor Slot	25 PCS at 10' each		


Concrete Accessories:					
Image	Item Number	Description	Size	Spec	Price
	ANGLECLIP	Angle Clip 90 Degree w/out pin	Box		
	620	Concrete blanket	6'x25'		
	CHUTE12	Concrete chute Aluminum	12'		
Photo above	CHUTE16	Concrete chute Aluminum	16'		
	5040	Expansion Fiber	1/2x4x10		
Photo above	FAB123	Expansion Fiber	1/2x3"x10'		
	5439062	Expansion Joint Reflectix	4'x50'		
	5103	Fiber Concrete Reinforce	1.5 lb.		
	5040CAP	Expansion Joint Cap 10'	1/2		


	Nominal Wall Ties: Nominal tie are used with pins and wedges to connect two forms. They are used with aluminum form pin to tighten forming panel.				
Image	Item Number	Description	Size	Spec	Price
Photo above	WT8N	Wall Ties	8"		
Photo above	WT10N	Wall Ties	10"		
Photo above	WT12N	Wall Ties	12"		
Photo above	WT14N	Wall Ties	14"		
Photo above	WT16N	Wall Ties	16"		
	AFH100	Wall Tie Pins	Standard		
	AFH210	Wall Tie Wedges	Curved		

Concrete Bagged Products: There are many varieties of concrete/cement mix. Ask a sales rep for what will work best for your job.


Image	Item Number	Description	Size	Spec	Price
	5003	5000psi Roman V Crete Concrete Mix	80 lb. bag		
	5004	4000psi Roman Concrete Mix	80 lb. bag		
	5005	Roman Fast Setting Concrete	80 lb. bag		
	5007	Portland Cement Mix Type I/II	75 lb. bag		
	ARDEX-CP	Ardex Concrete patch	40 lb. bag		
	5006	Roman Mortar Mix Type "S"	80 lb. bag		
	17850	Hi-Cap Quick Set Concrete			
	17250P	Hydraulic Cement 1 min set	5 gallon pail		

Masonry Bagged Products: Masonry is generally a highly durable form of construction. However, the materials used, the quality of the mortar and workmanship, and the pattern in which the units are assembled can substantially affect the durability of the overall masonry construction.

Image	Item Number	Description	Size	Spec	Price
	NSGROUT	Grout NS Non-shrink	50 lb. bag		





	BRICKLOCKS	Brick lock Type S Mix	94 lb. bag		
---	-------------------	-----------------------	------------	--	--

Asphalt Bagged Products: Commercial Grade Permanent Blacktop Repair is designed to repair potholes and cracks over 1 in. wide in asphalt pavements. Provides superior placement and bonding characteristics and produces a virtually permanent repair, even in cold, damp conditions.



Image	Item Number	Description	Size	Spec	Price
	5200	Asphalt Cold Patch Hi-Performance	60 lb. bag	MDOT	

Coatings: The term "coating" is often used broadly to refer to just about any liquid or semi-solid material applied to cured concrete, including cement-based toppings and overlays, paints, and epoxy-aggregate systems.

Image	Item Number	Description	Size	Spec	Price
	LN11	LN-11 Pro Grade Sealer	5 gal bucket		
	LN16	LN-16 Foundation Sealer	5 gal bucket		
	EM50	EM-50 Asphalt Primer	5 gal bucket		
	CRACKMASTER	Crack Master-Box	50 lb. box		
	1408533	Blackjack Rubber Coating 57	5 gal bucket		

	1626332	Aquaphalt 6.0	5 gal bucket		
	KRYSTAL25E	Concrete Cure/Sealer	5 gal bucket		
	820-5	820-5 Concrete Expose	5 gal bucket		
	FORMKOTE	Form Release Kote OTC	5 gal bucket		

Foam board: Foam core, foam board, or paper-faced foam board is a lightweight and easily cut material used for mounting of photographic prints, as backing in picture framing, in for making scale models, and in painting.

Image	Item Number	Description	Size	Spec	Price
	F2502	Pink 25psi R-10	4'x8'x2"		
Photo above	F2501-48	Pink SE	1" 4'x8'		
Photo above	F25015-48	Pink	4'x8' 1.5"		
Photo above	F2504-24	Pink 25psi R-20	2'x8'x4"		
	PS2	White	2'x8'x2"		
Photo above	PS4	White	2'x8'x4"		
Photo above	PS36	White	3'x8'x4"		
Photo above	PS248	White	2" 4'x8'		

Polyethylene: Poly sheeting is often used as a vapor barrier or drop cloth. Poly sheeting is used in multiple industries by companies and individuals around the world. Polyethylene is the most common form of plastic used in a variety of packaging, industrial, and construction materials.







Image	Item Number	Description	Size	Spec	Price
	4812681	Poly 4 mil clear	20'x100'		

Photo above	4812723	Poly 6 mil clear	20'x100'		
	4257424	Poly 6 mil Black	20'x100'		
Photo above	5074547	Poly 10 mil Black	20'x100'		
	POLY10VP	Poly 10 Mil Vapor Barrier	14'x210'		
-	POLY15VP	Poly 15 Mil Vapor Barrier	14'x140'		
	POLY20WR	Poly 20 Mil Woven Reinforced	20'x100'		
	Custom order	Poly 30 Mil HDPE Liner			
	YGTAPE	Tape- Vapor Barrier	4"x180'		




 **Foam core Pipe:** PVC Schedule 40 Foam Core Pipe is for DWV purposes only. It is for Non-Pressure systems where temperatures will not exceed 140° F. It is coextruded and has a cellular core. PVC Schedule 40 Foam Core is lightweight, non-toxic and easy to install.





Image	Item Number	Description	Size	Spec	Price
Photo above	70061F	Sched 40 Foam core Pipe	6"x10'		
Photo above	70062F	Sched 40 Foam core Pipe	6"x20'		
Photo above	6410658	Sched 40 Foam core Pipe	4"x10'		
Photo above	9777673	Sched 40 Foam core Pipe	4"x20'		

All 4" Drain Fittings Available





Corrugated Pipe: Corrugated HDPE Pipe Characteristics. High-density polyethylene (HDPE) is a versatile material and has some ideal characteristics for use in underground structures. Once formed into a pipe, HDPE has a smooth surface, which is resistant to abrasion, corrosion and chemical scouring.

Image	Item Number	Description	Size	Spec	Price
	2235	Drain Pipe Corrugated Solid	4"x250'		
	2234	Drain Pipe Corrugated Perforated	4"x250'		
Photo above	6353395	Drain Pipe Corrugated Solid	4"x100'		
Photo above	6353387	Drain Pipe Corrugated Perforated	4"x100'		
Photo above	6353361	Drain Pipe Corrugated Solid	4"x10'		
Photo above	6353353	Drain Pipe Corrugated Perforated	4"x10'		

Drainage Materials: The internal drainage of most agricultural soils is good enough to prevent severe waterlogging (anaerobic conditions that harm root growth), but many soils need artificial drainage to improve production or to manage water supplies.

Image	Item Number	Description	Size	Spec	Price
	JDR200	J-Drain 200 Drain Board			
Photo above	NCJDR200	No Cloth J-Drain Drain Board			
	RSC18X22	Radon Sump Crock	18x22		
	864G	Trench Drain Pro Series	5"x40"		
	4598157	Basin Kits Square Black 2 hole	12x12		
Photo above	4597993	Basin Kits Square Black	9x9		

Drainage Fittings: Drain and sewer pipe fittings are used for changing the direction of flow and are different from fittings used in water service and distribution pipes.



Image	Item Number	Description	Size	Spec	Price
	WR02	PVC Panela Wrench			
	CP-712CS	PVC Panela Cap	4"		
Photo above	CP-713CS	PVC Panela Cap	6"		
	SVG6	PVC Panela Gasket			
	SR-19	Shear Ring	19x2.125x008		

	70860	22.5 Degree Elbow	6"		
	41566	DWV to sewer fitting	6"		
	71164	Reducing Sanitary Tee	6"x4"		
	1503689	Pop up Emitter Drainage	4"		
	20620	Pop up Emitter Drainage	6"		
	6596209	22.5 Degree Elbow	4"		
	6159271	45 Degree Elbow	4"		
	6885404	45 Degree Street Elbow	4"		

	6159412	45 Degree Y	4"		
	6161558	90 Degree Elbow	4"		
	6884837	Adapter Thread Fitting	4"		
	6801955	Cap	4"		
	6156830	Coupling	4"		
	6159891	Plug Male	4"		
	6159578	Sanitary Tee	4"		
	6632673	Tee Test Tee w/o Plug	4"		






	6412373	45 Degree Elbow	6"		
	6412688	45 Degree Y	6"		
	6413843	90 Degree Elbow-white	6"		
	6411029	Cap-white	6"		
	6411896	Coupling	6"		
	6412084	Female Pipe Adapter-white	6"		
	6412977	Sanitary Tee-white	6"		

	6413090	Schedule 40 Plug MPT	6"		
	6411912	Reducing Bushing	6" to 4"		
	7057359	Offset Downspout /gray	2x3x4		
	6212864	Offset Downspout/white	3x4x4		
	6562458	Drain Spout Adapter-Black	4x3x2		
	6562391	Snap Coupling-Black	4"		
	6562409	Snap Tee-Black	4"		
	6353288	Large Downspout Adapter-Black			
	6562433	Snap Elbow 90 degree-Black	4"		

	6539605	Snap Adapter-Black	4"		
	6562425	45 Degree Y-Black	4"		

MG-KRETE™
IMCO
 TECHNOLOGIES INC.

THE ULTIMATE
REPAIR
 THAT BONDS TENACIOUSLY
 TO CONCRETE

Image	Item Number	Description	Size	Spec	Price
	MGKHTR5G	Hi Temp Retarder	5 gallon		
	MG KRETE FINE	MG-Krete Fine	5 gallon		
	MG KRETE ACCEL PINT	MG-Krete Low Accelerator	Pint		
	MG KRETE PBJ	MG-Krete Part B Juice	3.78L		
	MG KRETE REARDER GL	MG-Krete Retarder	1 gallon		


	MGKHTR5G	MG-Krete Hi Temp Retarder	1 Pint		
---	-----------------	---------------------------	--------	--	--



Image	Item Number	Description	Size	Spec	Price
	116B	Vulkem 116 Black	11 oz.		
	116T	Vulkem 116 Buff	11 oz.		
	45SSLB	Vulkem 45 Self Black	30 oz.		
	45SLL	Vulkem 45 Self Limestone	30 oz.		
	116L	Vulkem 116 Limestone	11 oz.		
	116W	Vulkem 116 White	11 oz.		
	171Q	Vulkem 171 Primer	Quart		



Concrete Batch Plant:

Image	Item Number	Description	Size	Spec	Price
	2026	Concrete 5 bag mix	¼ Yard		
	2027	Concrete 5 bag mix	½ Yard		
	2028	Concrete 5 bag mix	¾ Yard		
	2029	Concrete 5 bag mix	1 Yard		
	2003	Concrete 5 bag mix	1 ¼ Yard		
	2004	Concrete 5 bag mix	1 ½ Yard		
	2030	Concrete 6 bag mix			
	2031	Concrete 7 bag mix			
	2035	Concrete 8 bag mix			

Purchase from Batch Plant includes a FREE 2 HR U-cart rental



Aggregate:

Image	Item Number	Description	Size	Spec	Price
	CR6	Crusher Run #6/GASB	(1 ½" FINES)		
	5016	Gravel Scoop Small(stock)	½ Ton 1000lb.		
	5020	Gravel Scoop Large(stock)	1 Ton 2000 lb.		

***Stocking product. All other products are a 22-25 ton minimum order*FREE delivery available for those who qualify**



Concrete Sand: It is most commonly used to as a key ingredient in cement or hot asphalt but can also be used as pipe sand or as a base layer and leveling medium for above ground pools, and patios or walkways made of concrete paving stones.

Image	Item Number	Description	Size	Spec	Price
	5017	Sand Scoop-C33-Small	½ Ton 1000 lb.		
Photo above	5023	Sand Scoop-C33-Large	1 Ton 2000 lb.		
	550111	Black Beauty Sand	55LB BAG		

Not finding what you are looking for? Please give us a call.